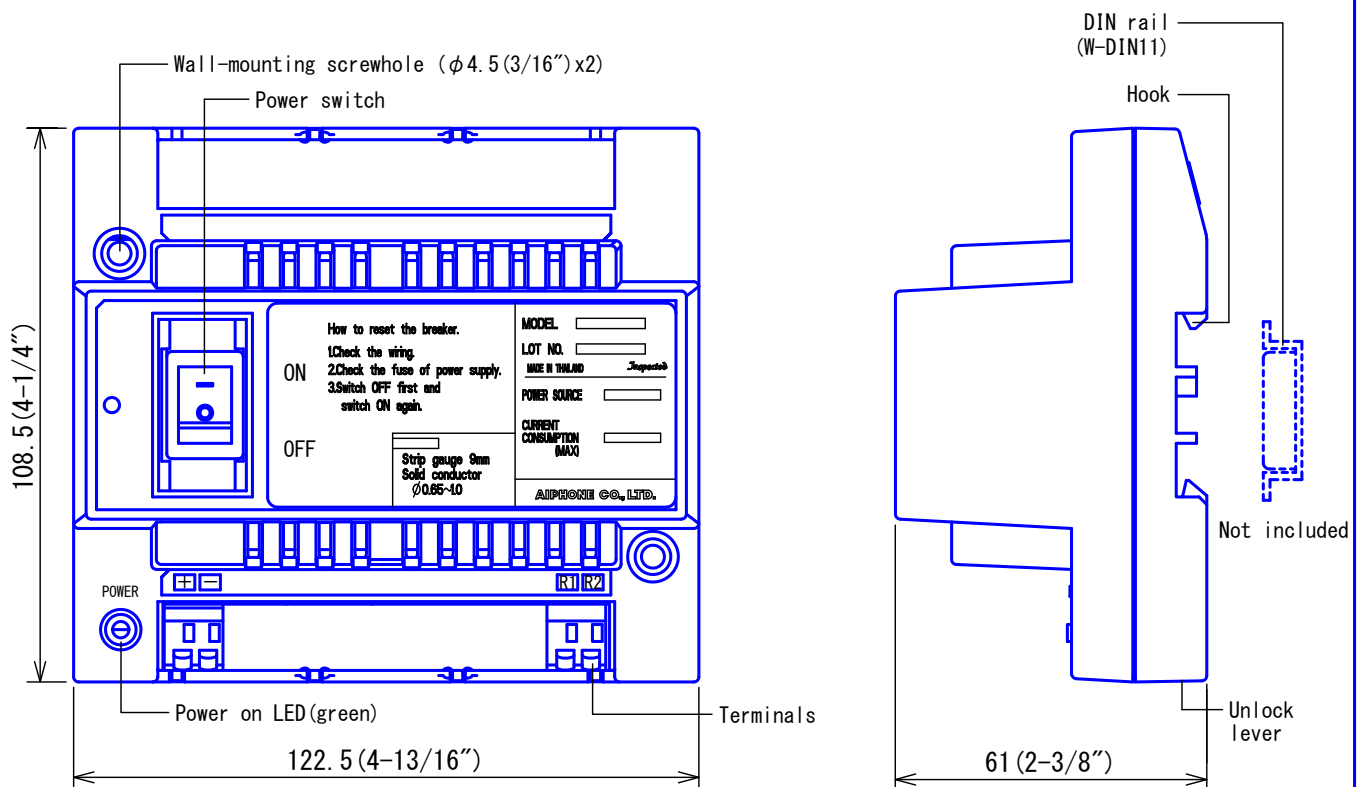
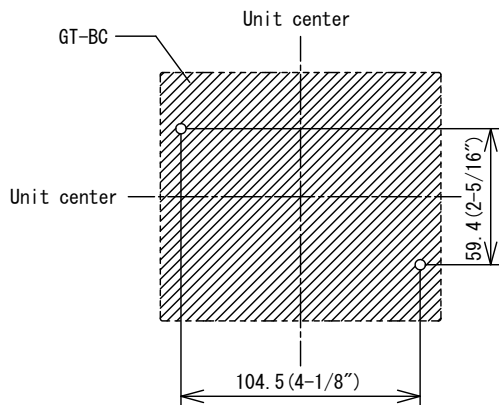


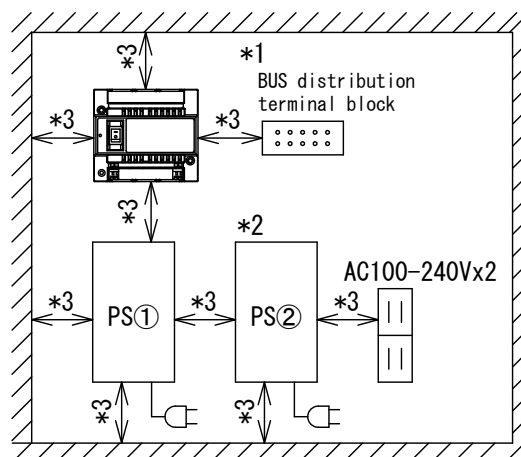
PRODUCT DRAWING



MOUNTING



As shown below, it is suggested to mount Bus control unit (GT-BC) along with a 24V DC power supply(ies) and terminal block (BUS distribution) on the panel inside an enclosure box.

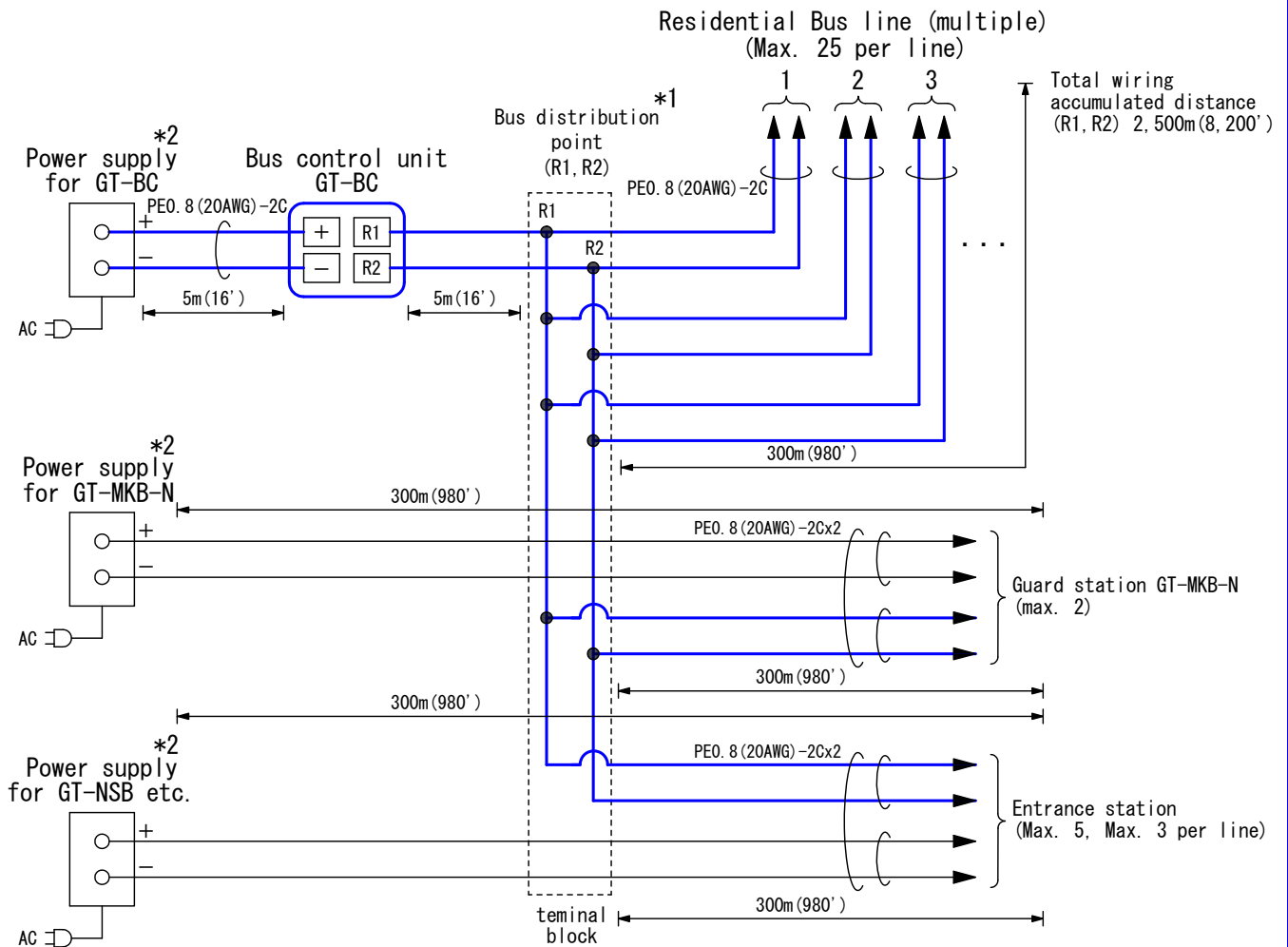


- *1: Locally available with 5-paired terminals or more
- *2: PS 1 : PS-2420/UL/S/BF/DM for GT-BC, Bus control unit
PS 2 : PS-2420/UL/S/BF/DM for GT Digital Entrance station
- *3: Keep a space of 50mm (1-15/16") or more between the walls, and between the units for heat dissipation and servicing purposes.

DESCRIPTION BUS CONTROL UNIT	FIG. NAME PRODUCT DRAWING	UNIT mm	DATE 29 June, 2017
MODEL NO. GT-BC	FIG. NO. G57460-1-3	PAGE 1/3	REVISION 2
AIPHONE			

■ WIRING DIAGRAM (standard system)

- For Expanded system, refer to the specification of GT-BCXB-N.
- For Multi building system, refer to the specification of GT-MCX.



*1: Employ the terminal block for Bus distribution, which shall be located in proximity of the Bus control unit (within 5m(16')).

*2: Power supply: PS-2420/UL/S/BF/DM

PE: Polyethylene-insulated PVC jacket cable

DESCRIPTION BUS CONTROL UNIT	FIG. NAME WIRING DIAGRAM	UNIT mm	DATE 5 July, 2017
MODEL NO. GT-BC	FIG. NO. G57460-2-3	PAGE 2/3	REVISION 2
AIPHONE			

■ RESTRICTIONS

- Max. 300m (980') from the Bus control unit (GT-BC) and the farthest Residential/tenant station per Bus line.
- Mounting location must be accessible for servicing (never in such a place as attic, etc.)

■ FUNCTIONS

- Controls both data signals and audio signals.

■ SPECIFICATIONS

Power source	DC 24V. Supplied from: PS-2420/UL/S/BF/DM (Power supply unit)			
Power consumption	Max. 0.9A			
Ambient temperature	0~40℃ (32~104° F)			
Mounting	Surface wall mounting or DIN rail (W-DIN11)			
Material	Self-extinguishing ABS plastic			
Unit color	Middle gray(N6.4 Munsell Approximation)			
Weight	450g (approx.) (0.99 lbs)			
Capacity	Entrance station	Standard system: Max. 5 (max. 3 per trunk from the DP)		
	Residential/ tenant station	Standard system: Max. 48 (max. 25 per trunk from the DP)		
	Guard station	Standard system: Max. 2		
DESCRIPTION BUS CONTROL UNIT		FIG. NAME RESTR. /FUNC. /SPEC.	UNIT mm	DATE 5 July, 2017
MODEL NO. GT-BC		FIG. NO. G57460-3-3	PAGE 3/3	REVISION 3
AIPHONE				

AIPHONE